

# HOSE & FITTING

## Stainless Steel Hi-Coupler

### STAINLESS STEEL PLUG

PH (for hose connection)



AF00234

Code No	Model	For Hose	Weight (g)			Dimensions (mm)						
			Steel	Brass	Stainless	Lp	ØHp	A	C	ØT	ØBp	ØBd
AF00234	20PH	1/4"	28	30	26	57	16	30	20	9	5	7.5
AF00235	30PH	3/8"	31	34	27	61	16	34	20	11.3	7.5	7.5
AF00236	40PH	1/2"	53	58	47	63	20	36	20	15	7.5	7.5
AF00237	400PH	1/2"	66	72	67	66	22	36	23	15	9	13
AF00238	600PH	3/4"	121	132	129	77	30	45	23	21	13	13
AF00239	800PH	1"	152	167	150	85	34	54	23	27	20	13

### STAINLESS STEEL SOCKET

SH (for hose connection)



AF00228

Code No	Model	For Hose	Weight (g)			Dimensions (mm)					
			Steel	Brass	Stainless	Ls	ØD	Hs	A	ØT	ØBs
AF00228	20SH	1/4"	103	107	100	72.5	26.5	Hex. 19	30	9	5
AF00229	30SH	3/8"	106	111	101	76.5	26.5	Hex. 19	34	11.3	7.5
AF00230	40SH	1/2"	118	124	118	78.5	26.5	Hex. 19	36	15	9
AF00231	400SH	1/2"	220	240	218	83	35	Hex. 29	36	15	9
AF00232	600SH	3/4"	251	273	242	92	35	Hex. 29	45	21	14
AF00233	800SH	1"	273	299	272	102	35	Hex. 29	55	27	16

### STAINLESS STEEL

PM (for female thread connection)



AF00246

Code No	Model	For Hose	Weight (g)			Dimensions (mm)						
			Steel	Brass	Stainless	Lp	Hp	A	C	T	ØBp	ØBd
AF00246	20PM	1/4"	25	28	27	41	Hex.14	13	20	PT 1/4"	7.5	7.5
AF00247	30PM	3/8"	46	50	45	42	Hex.19	14	20	PT 3/8"	7.5	7.5
AF00248	40PM	1/2"	59	66	62	46	Hex.22	16	20	PT 1/2"	12	7.5
AF00249	400PM	1/2"	69	77	70	50	Hex.22	16	23	PT 1/2"	13	13
AF00250	600PM	3/4"	116	126	115	55	Hex.32	18	23	PT 3/4"	19	13
AF00251	800PM	1"	152	152	198	63	Hex.35	22	23	PT 1"	22	13

### STAINLESS STEEL

SM (for female thread connection)



AF00240

Code No	Model	PT	Weight (g)			Dimensions (mm)					
			Steel	Brass	Stainless	Ls	ØD	Hs	A	T	ØBs
AF00240	20SM	PT 1/4"	101	104	96	55.5	26.5	Hex.19	13	PT 1/4"	7
AF00241	30SM	PT 3/8"	108	119	105	56.5	26.5	Hex.19	14	PT 3/8"	8
AF00242	40SM	PT 1/2"	131	136	120	59.5	26.5	Hex.23	16	PT 1/2"	9
AF00243	400SM	PT 1/2"	213	232	207	63	35	Hex.29	16	PT 1/2"	13
AF00244	600SM	PT 3/4"	260	283	241	67	35	Hex.32	19	PT 3/4"	16
AF00245	800SM	PT 1"	288	317	303	72	35	Hex.36	22	PT 1"	16

## Stainless Steel Hi-Coupler

PF (for male thread connection)



AF00258

Code No	Model	PT	Weight (g)			Dimensions (mm)						
			Steel	Brass	Stainless	Lp	Hp	A	C	T	ØBp	
AF00258	20PF	1/4"	28	30	30	36	Hex.17	13	20	PT 1/4"	7.5	
AF00259	30PF	3/8"	39	41	41	37	Hex.21	14	20	PT 3/8"	7.5	
AF00260	40PF	1/2"	70	77	69	38	Hex.29	15	20	PT 1/2"	7.5	
AF00261	400PF	1/2"	82	89	81	41	Hex.29	15	23	PT 1/2"	13	
AF00262	600PF	3/4"	116	126	118	45	Hex.35	17	23	PT 3/4"	13	
AF00263	800PF	1"	190	202	192	54	Hex.41	22	23	PT 1"	13	

### STAINLESS STEEL


SF (for male thread connection)



AF00252


Code No	Model	PT	Weight (g)			Dimensions (mm)					
			Steel	Brass	Stainless	Ls	ØD	Hs	A	T	
AF00252	20SF	1/4"	95	103	98	49.5	26.5	Hex.19	13	PT 1/4"	7
AF00253	30SF	3/8"	103	105	99	50.5	26.5	Hex.19	14	PT 3/8"	8
AF00254	40SF	1/2"	139	149	138	52.5	26.5	Hex.21	15	PT 1/2"	9
AF00255	400SF	1/2"	216	235	216	57	35	Hex.29	15	PT 1/2"	13
AF00256	600SF	3/4"	260	283	258	61	35	Hex.35	17	PT 3/4"	16
AF00257	800SF	1"	324	353	317	68	35	Hex.41	22	PT 1"	16

### Line Coupler L Type



L-20 A AF00511  
L-30 A AF00512

### Line Coupler S Type



L-20 A AF00513  
L-30 A AF00514

### SPECIFICATIONS

Material Size	Body: Aluminium	Coupler: Steel (Chrome-Plated)		
	Inlet	1/2" Hi coupler (400PM)		
	Outlet	1/4" Hi coupler (20SM)		
Working Pressure (kg/cm <sup>2</sup> )	15			
Maximum Pressure (kg/cm <sup>2</sup> )	20			
Packing Material/ Operating Temperature	Rubber Material	Nitto Symbol	Operating Temperature	Remarks
	Nitrile Butadiene Rubber	SG	-20°C +80°C	Standard Material
Type of Connection	Inlet	Rubber hose piping connected with 400SH		
	Outlet	1/4" and 3/8" rubber hose piping		

## Allinton Engineering & Trading Pte Ltd

Head Office: Block 803, King George's Avenue #01-234 Singapore 200803. Tel: 6296 0679 (10 lines) 6292 7728 Fax: 6297 0024

Branch Office: 21 Tuas Basin Link Singapore 638782 Tel: 6265 1888 (10 lines) Fax: 6265 5623

Web-site: <http://www.allinton.com.sg> E-mail: [allinton@singnet.com.sg](mailto:allinton@singnet.com.sg)

# HOSE & FITTING

## Stainless Steel Hi-Coupler

### NORMAL STEEL PLUG

PH (for hose connection)



AF00185

Code No	Model	For Hose	Weight (g)			Dimensions (mm)						
			Steel	Brass	Stainless	Lp	ØHp	A	C	ØT	ØBp	ØBd
AF00185	20PH	1/4"	28	30	26	57	16	30	20	9	5	7.5
AF00191	30PH	3/8"	31	34	27	61	16	34	20	11.3	7.5	7.5
AF00197	40PH	1/2"	53	58	47	63	20	36	20	15	7.5	7.5
AF00203	400PH	1/2"	66	72	67	66	22	36	23	15	9	13
AF00209	600PH	3/4"	121	132	129	77	30	45	23	21	13	13
AF00215	800PH	1"	152	167	150	85	34	54	23	27	20	13

### NORMAL STEEL SOCKET

SH (for hose connection)



AF00182

Code No	Model	For Hose	Weight (g)			Dimensions (mm)					
			Steel	Brass	Stainless	Ls	ØD	Hs	A	ØT	ØBs
AF00182	20SH	1/4"	103	107	100	72.5	26.5	Hex. 19	30	9	5
AF00188	30SH	3/8"	106	111	101	76.5	26.5	Hex. 19	34	11.3	7.5
AF00194	40SH	1/2"	118	124	118	78.5	26.5	Hex. 19	36	15	9
AF00200	400SH	1/2"	220	240	218	83	35	Hex. 29	36	15	9
AF00206	600SH	3/4"	251	273	242	92	35	Hex. 29	45	21	14
AF00212	800SH	1"	273	299	272	102	35	Hex. 29	55	27	16

### NORMAL STEEL

PM (for female thread connection)




AF00186

Code No	Model	For Hose	Weight (g)			Dimensions (mm)						
			Steel	Brass	Stainless	Lp	Hp	A	C	T	ØBp	ØBd
AF00186	20PM	1/4"	26	28	27	41	Hex.14	13	20	PT 1/4"	7.5	7.5
AF00192	30PM	3/8"	46	50	45	42	Hex.19	14	20	PT 3/8"	7.5	7.5
AF00198	40PM	1/2"	61	66	62	46	Hex.22	16	20	PT 1/2"	12	7.5
AF00204	400PM	1/2"	71	77	70	50	Hex.22	16	23	PT 1/2"	13	13
AF00210	600PM	3/4"	116	126	115	55	Hex.32	18	23	PT 3/4"	19	13
AF00216	800PM	1"	152	167	198	63	Hex.35	23	23	PT1"	22	13

### NORMAL STEEL

SM (for female thread connection)



AF00183

Code No	Model	PT	Weight (g)			Dimensions (mm)					
			Steel	Brass	Stainless	Ls	ØD	Hs	A	T	ØBs
AF00183	20SM	PT 1/4"	101	104	96	55.5	26.5	Hex.19	13	PT 1/4"	7
AF00189	30SM	PT 3/8"	108	119	105	56.5	26.5	Hex.19	14	PT 3/8"	8
AF00195	40SM	PT 1/2"	131	136	120	59.5	26.5	Hex.22	16	PT 1/2"	9
AF00201	400SM	PT 1/2"	213	232	207	63	35	Hex.29	16	PT 1/2"	13
AF00207	600SM	PT 3/4"	260	283	241	67	35	Hex.32	19	PT 3/4"	16
AF00213	800SM	PT1"	288	317	303	72	35	Hex.36	22	PT1"	22

## Normal Steel Hi-Coupler

PF (for male thread connection)



AF00187

Code No	Model	PT	Weight (g)			Dimensions (mm)						
			Steel	Brass	Stainless	Lp	Hp	A	C	T	ØBp	
AF00187	20PF	1/4"	28	30	30	36	Hex.17	13	20	PT 1/4"	7.5	
AF00193	30PF	3/8"	39	41	41	37	Hex.21	14	20	PT 3/8"	7.5	
AF00199	40PF	1/2"	70	77	69	38	Hex.29	15	20	PT 1/2"	7.5	
AF00205	400PF	1/2"	82	89	81	41	Hex.29	15	23	PT 1/2"	13	
AF00211	600PF	3/4"	116	126	118	45	Hex.35	17	23	PT 3/4"	13	
AF00217	800PF	1"	190	202	192	54	Hex.41	22	23	PT1"	13	

### NORMAL STEEL


SF (for male thread connection)



AF00184

Code No	Model	PT	Weight (g)			Dimensions (mm)					
			Steel	Brass	Stainless	Ls	ØD	Hs	A	T	
AF00184	20SF	1/4"	95	103	98	49.5	26.5	Hex.19	13	PT 1/4"	7
AF00190	30SF	3/8"	103	105	99	50.5	26.5	Hex.21	14	PT 3/8"	8
AF00196	40SF	1/2"	139	149	138	52.5	26.5	Hex.29	15	PT 1/2"	9
AF00202	400SF	1/2"	216	235	216	57	35	Hex.29	15	PT 1/2"	13
AF00208	600SF	3/4"	260	283	258	61	35	Hex.35	17	PT 3/4"	16
AF00214	800SF	1"	324	353	317	68	35	Hex.41	22	PT1"	22

### Line Coupler L Type



L-20 A AF00644  
L-30 A AF00645

### Line Coupler S Type



L-20 A AF00646  
L-30 A AF00647

### SPECIFICATIONS

Material Size	Body: Aluminium	Coupler: Steel (Chrome-Plated)		
	Inlet	1/2" Hi coupler (400PM)		
	Outlet	1/4" Hi coupler (20SM)		
Working Pressure (kg/cm <sup>2</sup> )	15			
Maximum Pressure (kg/cm <sup>2</sup> )	20			
Packing Material/ Operating Temperature	Rubber Material	Nitto Symbol	Operating Temperature	Remarks
	Nitrile Butadiene Rubber	SG	-20°C +80°C	Standard Material
Type of Connection	Inlet	Rubber hose piping connected with 400SH		
	Outlet	1/4" and 3/8" rubber hose piping		

## Allinton Engineering & Trading Pte Ltd

Head Office: Block 803, King George's Avenue #01-234 Singapore 200803. Tel: 6296 0679 (10 lines) 6292 7728 Fax: 6297 0024


Branch Office: 21 Tuas Basin Link Singapore 638782 Tel: 6265 1888 (10 lines) Fax: 6265 5623

Web-site: <http://www.allinton.com.sg> E-mail: [allinton@singnet.com.sg](mailto:allinton@singnet.com.sg)

# HOSE & FITTING

## PLUG

PH (for male thread connection)



AF00266 S23PFB  
AF00267 S33PFB

	Model	Dimensions (mm)					Weight (g)	Applications
		Lp	C	Hp	T	ØBp		
For oxygen	S23PFB	43.5	24	Hex.19	M16 x 1.5	5	35	For oxygen torch
For acetylene	S33PFB	44.5	25.5	Hex.19	M16 x 1.5 left	7.5	32	For gas torch

## SOCKET

SH (for tank connection)



AF00268 S23SF  
AF00269 S33SF

	Model	Dimensions (mm)				Weight (g)	Applications
		Ls	ØD	T	Hs		
For oxygen	S23SF	52.5	19.5	M16 x 1.5	Hex.19	74	For oxygen gauge
For acetylene	S33SF	58	22	M16 x 1.5 left	Hex.19	97	For gas gauge

PH (for hose connection)



AF00270 S22PH  
AF00271 S32PH

	Model	Dimensions (mm)							Weight (g)	Applications
		Lp	C	A	ØHp	ØT	ØJ	ØBp		
For oxygen	S22PH	58	23.5	30	11	6.7	9.5	4.5	17	For 1/4", 5/16" hose
For acetylene	S32PH	59.5	25.5	30	14	7.5	11	6	22	For 5/16", 3/8" hose

SH (for hose connection)



AF00264 S23SH  
AF00265 S32SH

	Model	Dimensions (mm)						Weight (g)	Applications
		Lp	ØD	A	ØT	ØJ	ØBp		
For oxygen	S22SH	64.5	19.5	30	6.7	9.5	4.5	50	For 1/4", 5/16" hose
For acetylene	S32SH	68.5	22	30	7.5	11	6	73	For 5/16", 3/8" hose

SM (for centralized piping)

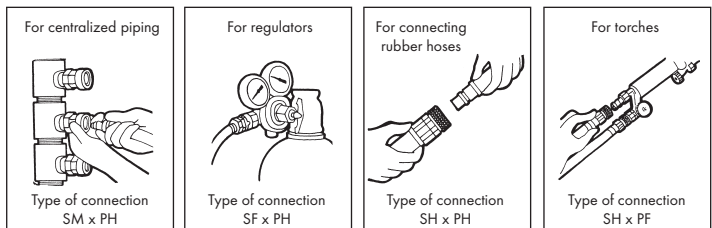


AF00272 S22SM  
AF00273 S33SM

	Model	Dimensions (mm)				Weight (g)	Applications
		Ls	ØD	Hs	T		
For oxygen	S22SM	48.5	19.5	Hex.18	PT 1/4"	58	PT 1/4"
For acetylene	S33SM	52.5	22	Hex.21	PT 3/8"	85	PT 3/8"

### How To Use

• Use proper Mini Coupler in accordance with application.



Plastic HI-Coupler (PN)



AF00503 50PN  
AF00504 65PN  
AF00505 85PN

Model	Applications	Weight (g)	Dimensions (mm)			
			LP	ØE	HA	HB
50PN	For Ø5 x Ø8 hose	9	47.5	21	Hex.19	Hex.19
65PN	For Ø6.5 x Ø10 hose	12	47.5	21	Hex.19	Hex.19
85PN	For Ø8 x Ø12 hose	16	48	24	Hex.22	Hex.22
	For Ø8.5 x Ø12.5 hose					

Plastic HI-Coupler (SN)



AF00500 50SN  
AF00501 65SN  
AF00502 85SN

Model	Applications	Weight (g)	Dimensions (mm)			
			LP	ØD	HA	HB
50SNG	For Ø5 x Ø8 hose	31	65.5	28	Hex.19	Hex.19
65SNG	For Ø6.5 x Ø10 hose	32	65.5	28	Hex.19	Hex.19
85SNG	For Ø8 x Ø12 hose	35	66	28	Hex.22	Hex.22
	For Ø8.5 x Ø12.5 hose					

## HI-Coupler



AF00506

### How To Use



Code	Model	Application	Weight (g)
AF00506	PV-20SM	PT 1/4"	225
AF00507	PV-30SM	PT 3/8"	229
AF00508	PV-40SM	PT 1/2"	235
AF00509	PV-400SM	PT 1/2"	411
AF00510	PV-600SM	PT 3/4"	424

1. Connection is completed in one touch by inserting the plug into the socket. (However, at this point, the valve is not open.)

2. When the lever is turned down, the valve opens and fluid flows. (The lowered lever becomes a stopper for the sleeve and prevents separation.)

3. When the lever is raised, the air on the plug side is purged, eliminating unpleasant shock and noise when the coupler is disconnected. (In this condition, the socket valve is closed)

## Allinton Engineering & Trading Pte Ltd

Head Office: Block 803, King George's Avenue #01-234 Singapore 200803. Tel: 6296 0679 (10 lines) 6292 7728 Fax: 6297 0024

Branch Office: 21 Tuas Basin Link Singapore 638782 Tel: 6265 1888 (10 lines) Fax: 6265 5623

Web-site: <http://www.allinton.com.sg> E-mail: [allinton@singnet.com.sg](mailto:allinton@singnet.com.sg)