


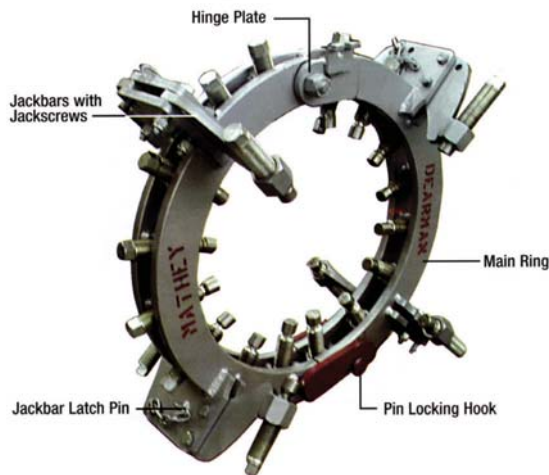
WELDING PRODUCTS



Porta-Mill ID Mounted End Machine

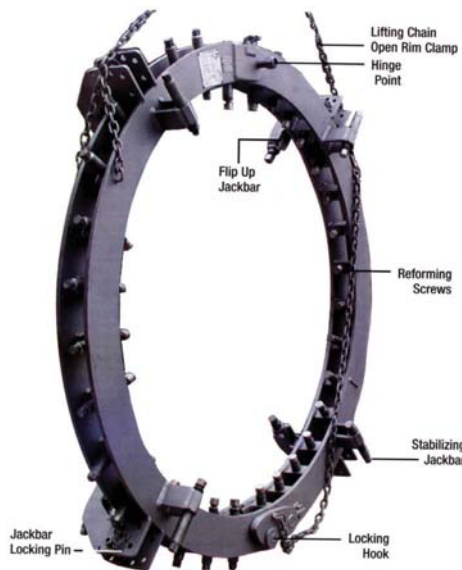
- **SAVE TIME** - The Porta-Mill precisely machines the pipe end assuring a better and faster fit-up
- **BEVES MOST MACHINEABLE MATERIALS** such as carbon steel, stainless steel, ductile iron, cast iron and most other alloys without spark or flame
- **FAST AND EASY SET-UP**
- **VERSATILE** - Can be used with Ridgid, Rothenburger, Amigo or Reed powered threading tool drives
- An excellent tool for the maintenance department or the small job to bevel pipe **WITHOUT SPARK OR FLAME**
- Completely **ELIMINATED NEED FOR GRINDING**
- **DESIGNED** to withstand the abuse encountered during fabrication
- **ECONOMICAL ALTERNATIVE** to the more expensive end prep machine
- **NO WAITING** for costly cutting inserts as Porta-Mill utilizes standard carbide tipped brazed tool, which can be purchased from most industrial supplies

Code	Model	Cutting Range Min-Max (in.mm)
AS00498	20	1.6/41 - 2.25/57
AS00499	31	2.5/57 - 4.25/128
AS00500	48	3.375/86 - 8.125/206



Rim Clamp

The design of the Rim Clamp allows the three/four Jackbars on the clamps up to 10" to stabilize the clamp on the pipe. The reforming Screws, placed wherever the user wants around the pipe, can be tightened and loosened to shape the pipe to match the new piece that position and hold the second piece of pipe.



Code	Model	Pipe Diameter		Weight	
		in	mm	lbs	kg
AS00501	D711-0406	4-6	102-152	40	18
AS00502	D711-0408	6-8	153-204	50	23
AS00503	D711-0810	8-10	204-255	70	32
AS00504	D711-1012	10-12	255-305	90	41
AS00505	D711-1214	12-14	305-356	120	54
AS00506	D711-1416	14-16	356-407	190	86
AS00507	D711-1618	16-18	407-458	240	108
AS00508	D711-1420	14-20	356-508	280	126
AS00509	D711-1824	18-24	458-610	350	158
AS00510	D711-2026	20-26	508-661	360	162
AS00511	D711-2288	22-28	559-712	380	171
AS00512	D711-2632	26-32	661-813	400	180
AS00513	D711-3036	30-36	762-915	420	189
AS00514	D711-3400	34-40	864-1016	450	203
AS00515	D711-3844	38-44	966-1118	490	221
AS00516	D711-4248	42-48	1067-1219	510	230
AS00517	D711-4652	46-52	1169-1321	610	275
AS00518	S711-5056	50-56	1270-1423	680	306
AS00519	D711-5460	54-60	1372-1524	750	338
AS00520	D711-5864	58-64	1474-1626	820	369
AS00521	D711-6268	62-68	1575-1728	880	396
AS00522	D711-6672	66-72	1677-1829	950	428

Allinton Engineering & Trading Pte Ltd

Head Office: Block 803, King George's Avenue #01-234 Singapore 200803. Tel: 6296 0679 (10 lines) 6292 7728 Fax: 6297 0024

Branch Office: 21 Tuas Basin Link Singapore 638782 Tel: 6265 1888 (10 lines) Fax: 6265 5623

Web-site: <http://www.allinton.com.sg> E-mail: allinton@singnet.com.sg