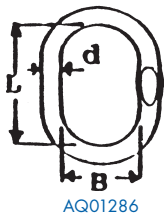


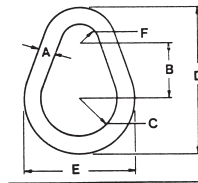
MATERIAL HANDLING



AQ01286

MASTERLINKS

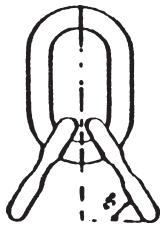
Code No.	No.	Type	WLL 4:1 T	d mm	B mm	L mm	Weight kg
AQ01286	3	ML13	2.7	13	60	115	0.4
AQ01287	5	ML16	3.2	16	100	190	0.9
AQ01288	7	ML20	6.5	20	90	170	1.3
AQ01289	9	ML22	7.2	22	110	210	1.9
AQ01290	10	ML25	11.3	25	100	290	2.3
AQ01291	12	ML28	11.8	28	140	270	4.0
AQ01292	13	ML32	17.1	32	140	270	5.3



PEAR LINKS

Code No.	Size (A) (in)	Working Load Limit* Single Pull (lbs.)	Weight Each (lbs.)	Dimensions (in)					
				B	C	D	E	F	
AQ01300	3/8	1800	0.13	1.13	0.75	3.00	2.25	0.38	
AQ01301	1/2	2900	0.55	1.50	1.00	4.00	3.00	0.50	
AQ01302	5/8	4200	1.10	1.87	1.25	5.00	3.75	0.63	
AQ01303	3/4	6000	1.95	2.25	1.50	6.00	4.50	0.75	
AQ01304	7/8	8300	2.78	2.63	1.75	7.00	5.25	0.88	
AQ01305	1	10800	4.30	3.00	2.00	8.00	6.00	1.00	
AQ01306	1 1/4	167500	8.50	4.00	2.50	10.25	7.50	1.25	
AQ01307	1 3/8	20500	11.50	4.13	2.75	11.00	8.25	1.38	

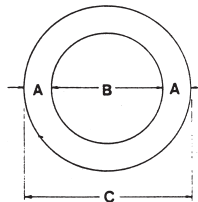
- AQ01300**
- Self Colour or Hot Dip Galvanized
 - Forged carbon steel - Quenched and Tempered



AQ01293

MASTERLINKS ASSEMBLY

Code No.	No.	Type	WLL 4:1 T	Masterlink B x L mm	Intermediate B x L mm	Weight kg
AQ01293	1	MLA13	4.2	70 x 120	54 x 86	1.2
AQ01294	2	MLA16	6.0	90 x 170	70 x 120	2.5
AQ01295	3	MLA20	8.6	90 x 170	80 x 134	3.8
AQ01296	4	MLA22	10.2	100 x 190	80 x 134	4.5
AQ01297	5	MLA25	12.0	110 x 210	90 x 170	6.4
AQ01298	6	MLA28	16.0	140 x 270	100 x 190	9.9
AQ01299	7	MLA32	24.2	140 x 270	140 x 270	18.2



- AQ01308**
- Self Coloured.
 - Forged carbon steel - Quenched and Tempered

O LINKS

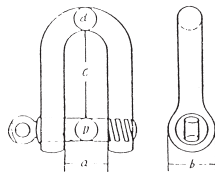
Code No.	Size (A) (in)	Working Load Limit Single Pull (lbs.)	Weight Each (lbs.)	Dimensions (in)		
				B	C	
AQ01308	7/8 x 4	7200	2.70	4.00	5.75	
AQ01309	7/8 x 5 1/2	5600	3.40	5.50	7.25	
AQ01310	1 x 4	10800	3.50	4.00	6.00	
AQ01311	1 1/8 x 6	10400	6.50	6.00	8.25	

Shackles

Large Dee Shackles

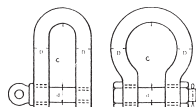


Chain Shackles with screw Pin (Type G210) AQ00694



Model No.	W=Safe		d		D		W		S		e		Weight each/kg
	Working Load		d=		D=		W=		S=		e=		
	tons	cwt	0.49w in.	0.56w in.	0.95w in.	1.81w in.	1.21w in.						
AQ00694	5	10	1/4	3/8	1/2	1	3/4	0.11					
AQ00695	10	20	3/8	1/2	3/4	1 1/2	1	0.17					
AQ00696	15	30	1/2	5/8	1 1/8	2 1/8	1 1/4	0.35					
AQ00697	1	10	5/8	3/4	1 1/4	2 1/2	1 1/2	0.66					
AQ00698	2	0	3/4	7/8	1 1/2	2 7/8	1 3/4	1.02					
AQ00699	3	0	7/8	1	1 3/4	3 1/4	2	1.57					
AQ00700	4	0	1	1 1/8	2	3 3/4	2 1/4	2.30					
AQ00701	6	0	1 1/4	1 3/8	2 3/8	4 1/8	2 3/4	4.30					
AQ00702	7	0	1 3/8	1 1/2	2 5/8	5	3	5.40					
AQ00703	9	10	1 1/2	1 3/4	2 3/4	5 3/8	3 1/2	6.80					
AQ00704	14	5	1 7/8	2 1/8	3 5/8	7	4 1/1	14.30					
AQ00705	16	5	2	2 1/4	3 7/8	7 3/8	4 1/2	20.0					

Hot dipped galvanized or all green
According to U.S Federal Specification RR-C-271b
Safety factor: 6 time safe working load
Material: Both body and pin chrome moly alloy steel, heat treated.



Safe Working Load	Diam Bow	Diam Pin	Inside Width	Inside Length		Width of Bow	Approx. Weight per 100 pcs	
				Chain	Anchor		Screw	
				Type	Type		Pin kos	Screw
metric	D mm	d mm	a mm	c mm	c mm	2r mm	Pin kos	Screw
tons								
0.33	5	6	10	-	22	16.5	2.25	-
0.5	6	8	12	-	28	20	5	-
0.75	8	10	13	27	31	21	7.75	-
1	10	11	16	31	36	26	14	-
1.5	11	13	18	37	43	29	19	-
2	13	16	22	43	51	32	34	38
3.25	16	19	26	51	64	43	63	70
4.75	19	22	31	59	76	51	95	100
6.5	22	25	36	73	83	58	155	170
8.5	25	28	43	85	95	68	230	260
9.5	28	32	47	90	108	75	324	380
12	32	35	51	94	115	83	440	480
13.5	35	38	57	115	133	92	600	700
17	38	42	60	127	146	99	750	850
25	45	50	74	149	178	126	1400	1600
35	50	57	83	171	197	146	1892	2100
55	65	70	105	203	257	185	3175	4200
85	75	80	127	230	330	190	-	6900
120	89	85	146	267	381	238	-	12000

U.S Federal Type Shackles



Chain Shackles with Screw Pin (Type G209) AQ00706



Chain Shackles with Screw Pin (Type G2150) AQ00718



Chain Shackles with Screw Pin (Type G2130) AQ00735

Model	Size
AQ00706	1/4"
AQ00707	3/8"
AQ00708	1/2"
AQ00709	5/8"
AQ00710	3/4"
AQ00711	7/8"
AQ00712	1"
AQ00713	1-1/4"
AQ00714	1-3/8"
AQ00715	1-1/2"
AQ00716	1-7/8"
AQ00717	2"

Model	Size
AQ00718	1/2 TON
AQ00719	3/4 TON
AQ00720	1 TON
AQ00721	1-1/2 TON
AQ00722	3-1/4 TON
AQ00723	4-3/4 TON
AQ00724	6-1/2 TON
AQ00725	8-1/2 TON
AQ00726	9-1/2 TON
AQ00727	12 TON
AQ00728	13-1/2 TON
AQ00729	17 TON
AQ00730	25 TON
AQ00731	35 TON
AQ00732	55 TON
AQ00733	85 TON
AQ00734	120 TON

Model	Size
AQ00735	1/2 TON
AQ00736	3/4 TON
AQ00737	1 TON
AQ00738	1-1/2 TON
AQ00739	3-1/4 TON
AQ00740	4-3/4 TON
AQ00741	6-1/2 TON
AQ00742	8-1/2 TON
AQ00743	9-1/2 TON
AQ00744	12 TON
AQ00745	13-1/2 TON
AQ00746	17 TON
AQ00747	25 TON
AQ00748	35 TON
AQ00749	55 TON
AQ00750	85 TON
AQ00751	120 TON

Allinton Engineering & Trading Pte Ltd

Head Office: Block 803, King George's Avenue #01-234 Singapore 200803. Tel: 6296 0679 (10 lines) 6292 7728 Fax: 6297 0024

Branch Office: 21 Tuas Basin Link Singapore 638782 Tel: 6265 1888 (10 lines) Fax: 6265 5623

Web-site: <http://www.allinton.com.sg> E-mail: allinton@singnet.com.sg

MATERIAL HANDLING

GR 8 Chain Components

AQ01312



GR 8 Eye Sling Hook, with Latch, "YP" yellow lacquered.

Code No.	Model No.	Chain Size		Inside Length		W.L.L.		N.W.
		mm	inch	mm	inch	TON	LBS	
AQ01312	8-044/S-07	7+8	9/32-5/16	95	3.7	2.0	4400	0.52
AQ01313	8-044/S-10	10	3/8	120	4.7	3.2	7000	1.04
AQ01314	8-044/S-13	13	1/2	145	5.7	5.4	12000	1.95

Minimum Breaking Load = 4 x W.L.L (Working Load Limit)

AQ01315



GR 8 Eye Sling Hook, without Latch, "YP" yellow lacquered.

Code No.	Model No.	Chain Size		Inside Length		W.L.L.		N.W.
		mm	inch	mm	inch	TON	LBS	
AQ01315	8-044-07	7+8	9/32-5/16	95	3.7	2.0	4400	0.52
AQ01316	8-044-10	10	3/8	120	4.7	3.2	7000	1.04
AQ01317	8-044-13	13	1/2	145	5.7	5.4	12000	1.95

Minimum Breaking Load = 4 x W.L.L (Working Load Limit)

AQ01321



GR U Connector, "YS" yellow lacquered.

Code No.	Model No.	Chain Size		Inside Length		W.L.L.		N.W.
		mm	inch	mm	inch	TON	LBS	
AQ01321	8-065-07	7+8	9/32-5/16	60	2.4	2.0	4400	0.17
AQ01322	8-065-10	10	3/8	75	2.9	3.2	7000	0.42
AQ01323	8-065-13	13	1/2	93	3.7	5.4	12000	1.00

Minimum Breaking Load = 4 x W.L.L (Working Load Limit)

AQ01329



GR 8 Eye Grab Hook, "YH" yellow lacquered.

Code No.	Model No.	Chain Size		Inside Length		W.L.L.		N.W.
		mm	inch	mm	inch	TON	LBS	
AQ01329	8-041-07	7+8	9/32-5/16	60	2.4	2.0	4400	0.23
AQ01330	8-041-10	10	3/8	84	3.3	3.2	7000	0.59
AQ01331	8-041-13	13	1/2	104	4.1	5.4	12000	1.24

Minimum Breaking Load = 4 x W.L.L (Working Load Limit)

AQ01332



GR 8 Clevis Grab Hook, "YK" yellow lacquered.

Code No.	Model No.	Chain Size		Inside Length		W.L.L.		N.W.
		mm	inch	mm	inch	TON	LBS	
AQ01332	8-042-07	7+8	9/32-5/16	51	2.0	2.0	4400	0.57
AQ01333	8-042-10	10	3/8	72	2.8	3.2	7000	0.66
AQ01334	8-042-13	13	1/2	88	3.5	5.4	12000	1.36

Minimum Breaking Load = 4 x W.L.L (Working Load Limit)

AQ01335



GR 8 Clevis Sling Hook, with Latch, "YM" yellow lacquered.

Code No.	Model No.	Chain Size		Inside Length		W.L.L.		N.W.
		mm	inch	mm	inch	TON	LBS	
AQ01335	8-043/S-07	7+8	9/32-5/16	85	3.3	2.0	4400	0.57
AQ01336	8-043/S-10	10	3/8	121	4.8	3.2	7000	1.23
AQ01337	8-043/S-13	13	1/2	156	6.1	5.4	12000	2.94

Minimum Breaking Load = 4 x W.L.L (Working Load Limit)

AQ01338



GR 8 Clevis Sling Hook, without Latch, "YM" yellow lacquered.

Code No.	Model No.	Chain Size		Inside Length		W.L.L.		N.W.
		mm	inch	mm	inch	TON	LBS	
AQ01338	8-043-07	7+8	9/32-5/16	85	3.3	2.0	4400	0.55
AQ01339	8-043-10	10	3/8	121	4.8	3.2	7000	1.21
AQ01340	8-043-13	13	1/2	156	6.1	5.4	12000	2.90

Minimum Breaking Load = 4 x W.L.L (Working Load Limit)

AQ00673



GR 8 Connecting Link, "YA" yellow lacquered.

Model No.	Chain Size		Inside Length		W.L.L.		N.W.
	mm	inch	mm	inch	TON	kg	
AQ00673	6	1/4	45	1.77	1.25	0.08	
AQ00674	7+8	3/8	56	2.0	2.0	0.16	
AQ00675	10	3/8	68	2.6	3.2	0.31	
AQ00676	13	1/2	85	3.3	5.4	0.65	
AQ00677	16	5/8	110	4.3	8.0	1.32	

Minimum Breaking Load = 4 x W.L.L (Working Load Limit)

AQ00678



GR 8 Hammer Lock, "YB" yellow lacquered.

Model No.	Chain Size		Inside Length		W.L.L.		N.W.
	mm	inch	mm	inch	LBS	kg	
AQ00678	1/4	3/16	1.77	0.69	2700	0.18	
AQ00679	7/32	9/32	2.08	0.82	4400	0.22	
AQ00680	3/8	1/4	2.76	1.09	7000	0.57	
AQ00681	1/2	3/8	3.35	1.32	12000	1.20	
AQ00682	5/8	1/2	4.33	1.71	17600	2.90	

Minimum Breaking Load = 4 x W.L.L (Working Load Limit)

AQ00683



GR 8 Self Locking Hook, "YC" yellow lacquered.

Model No.	Chain Size		Inside Length		W.L.L.		N.W.
	mm	inch	mm	inch	TON	LBS	
AQ00683	6	1/4	118	4.6	1.25	2750	0.50
AQ00684	7+8	3/8	132	5.2	2.0	4400	0.84
AQ00685	10	3/8	168	6.6	3.2	7000	1.62
AQ00686	13	1/2	210	8.3	5.4	12000	3.07

Minimum Breaking Load = 4 x W.L.L (Working Load Limit)

AQ00687



GR 8 Clevis S L Hook, "YD" yellow lacquered.

Model No.	Chain Size		Inside Length		W.L.L.		N.W.
	mm	inch	mm	inch	TON	LBS	
AQ00687	6	1/4	100	4.0	1.25	2750	0.53
AQ00688	7+8	3/8	122	4.8	2.0	4400	0.90
AQ00689	10	3/8	150	6.0	3.2	7000	1.50
AQ00690	13	1/2	187	7.4	5.4	12000	3.33

Minimum Breaking Load = 4 x W.L.L (Working Load Limit)

AQ00691



GR 8 Swivel Self Locking Hook, "YE" yellow lacquered.

Model No.	Chain Size		Inside Length		W.L.L.		N.W.
	mm	inch	mm	inch	TON	LBS	
AQ00691	7+8	3/8	142	5.6	2.0	4400	1.20
AQ00692	10	3/8	180	7.0	3.2	7000	1.90
AQ00693	13	1/2	230	9.1	5.4	12000	3.70

Minimum Breaking Load = 4 x W.L.L (Working Load Limit)

Allinton Engineering & Trading Pte Ltd

Head Office: Block 803, King George's Avenue #01-234 Singapore 200803. Tel: 6296 0679 (10 lines) 6292 7728 Fax: 6297 0024

Branch Office: 21 Tuas Basin Link Singapore 638782 Tel: 6265 1888 (10 lines) Fax: 6265 5623

Web-site: <http://www.allinton.com.sg> E-mail: allinton@singnet.com.sg