





MATERIAL HANDLING

Cargo Lashing – Model KRL

Features:

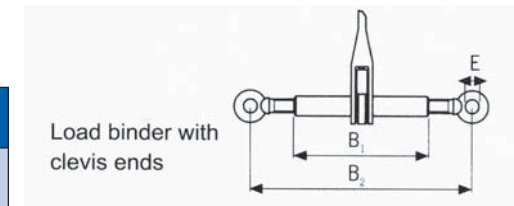
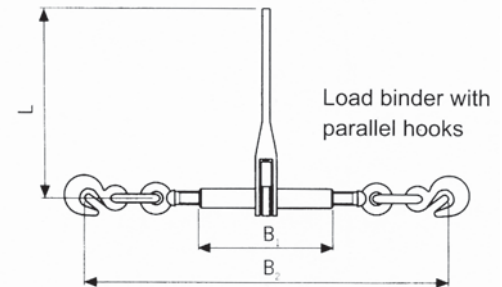

- Produced from high tensile polyester yarns.
- Low elongation, wear-resistant, long-life strap material (100% polyester).
- Various end fittings are available to suit specific lashing needs.
- In accordance with DIN 60060 and EN 12195-2.

Code No.	Model No.	Size				
			Claw Hook	Chassis Hook	Twisted Snap Hook	Triangle Hook
AQ01923	KRL2035	1½" x 6M	KRL2035A-6	KRL2035C-6	KRL2035D-6	
AQ01924	KRL2035	1½" x 8M	KRL2035A-8	KRL2035C-8	KRL2035D-8	
AQ01925	KRL4050	2" x 6M	KRL4050A-6			
AQ01926	KRL4050	2" x 8M	KRL4050A-8	KRL4050C-8	KRL4050D-8	KRL4050E-8
AQ01927	KRL4050	2" x 10M	KRL4050A-10	KRL4050C-10	KRL4050D-10	KRL4050E-10
AQ01928	KRL10075	3" x 8M	KRL10075A-8			
AQ01929	KRL10075	3" x 10M	KRL10075A-10			



Load Binders – Model KLB

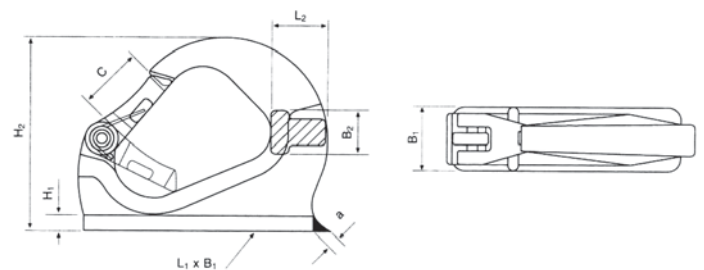

- Universal tool to restrain and secure loads and freight.
- Manual operation of the binder lever extends or retracts the threaded spindles.
- Tensions is upheld by the self-locking trapezoid threads.
- Fitted with parallel hooks for direct attachment to chains or with clevis for use with existing fastening devices.
- With locking devices which prevent unintentional loosening of the threaded spindles.
- Equipped safety pin on the hook to special order.



Code No.	Model No.	Capacity kg	Design	Chain Size		B1 mm	B2 min. mm	B2 max. mm	E mm	L mm	Weight kg
				min. mm	max. mm						
AQ01205	KLB22	2150	Parallel hooks	8	10	253	580	780	-	353	4.7
AQ01206	KLB38	3750	Parallel hooks	10	13	253	600	800	-	353	5.5
AQ01207	KLB50	5000	Clevis	-	-	253	330	530	25	353	3.8

Weld-On Hooks – Model KWH

- Universal attachments for use on trucks, excavators, low loaders and spreader beams, etc.
- The forged safety latch has high lateral stability at an ergonomic form.
- Exposed resin coated for added corrosion protection.
- Special material for welding.



Code No.	Model No.	Capacity kg	Weld Size a	L1 x B1 mm	B2 mm	C mm	H1 mm	H2 mm	L2 mm	Weight kg
AQ01208	KWH10	1000	4	90x25	17	24	6	76	22	0.4
AQ01209	KWH30	3000	5	130x35	24	29	8	105	28	1.25
AQ01210	KWH50	5000	5	160x45	30	37	10	132	47	2.35
AQ01211	KWH80	8000	7	170x50	40	47	10	138	50	3.6

Allinton Engineering & Trading Pte Ltd

Head Office: Block 803, King George's Avenue #01-234 Singapore 200803. Tel: 6296 0679 (10 lines) 6292 7728 Fax: 6297 0024

Branch Office: 21 Tuas Basin Link Singapore 638782 Tel: 6265 1888 (10 lines) Fax: 6265 5623

Web-site: <http://www.allinton.com.sg> E-mail: allinton@singnet.com.sg

KANAZAWA™