

ELECTRICAL PRODUCTS

Wall Mounting and Free Standing Cabinets Atlantic Metal IP 55-9

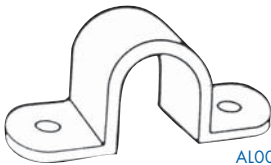


Beige
RAL 7032
AL00220

Model	Dimensions (mm) H x W x D	Beige RAL 7032
AL00220	300 x 200 x 160	355 00
AL00221	300 x 400 x 200	355 01
AL00222	400 x 300 x 200	355 02
AL00223	500 x 400 x 200	355 03
AL00224	600 x 400 x 200	355 04
AL00225	400 x 600 x 250	355 06
AL00226	500 x 400 x 250	355 07
AL00227	600 x 400 x 250	355 08
AL00228	600 x 600 x 250	355 10
AL00229	700 x 500 x 250	355 12
AL00230	800 x 600 x 250	355 14
AL00231	800 x 800 x 250	355 15
AL00232	1000 x 600 x 250	355 17
AL00233	1000 x 800 x 250	355 18
AL00234	600 x 600 x 300	355 20

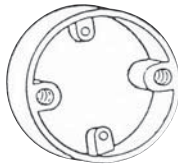
Model	Dimensions (mm) H x W x D	Beige RAL 7032
AL00235	700 x 500 x 250	355 22
AL00236	800 x 600 x 300	355 23
AL00237	800 x 800 x 300	355 24
AL00238	1000 x 600 x 300	355 26
AL00239	1000 x 800 x 300	355 27
AL00240	1000 x 1000 x 300	355 91
AL00241	1200 x 800 x 300	355 92
AL00242	1200 x 1000 x 300	355 93
AL00243	1200 x 1200 x 300	355 94
AL00244	1400 x 1000 x 300	355 95
AL00245	800 x 600 x 300	355 28
AL00246	1000 x 800 x 300	355 29
AL00247	1200 x 800 x 400	355 96
AL00248	1200 x 1000 x 400	355 97
AL00249	1400 x 800 x 400	355 98

Conduit Accessories



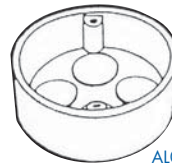
AL00250

PVC Plain Saddle			
Code	Model	Dimension	Qty.
AL00250	PS/20	20mm	1000pcs
AL00251	PS/25	25mm	1000pcs



AL00252

PVC Extension Ring			
Code	Model	Dimension	Qty.
AL00252	EER/20	20mm	1000pcs
AL00253	EER/35	35mm	1000pcs



AL00254

PVC Loop-in Box		
Code	Model	Qty.
AL00254	ALP/20/4	200pcs



AL00255

PVC Reducer-20X25		
Code	Model	Qty.
AL00255	Reducer	1000pcs

Conduit Fittings (Cipped On)



AL00256

Model: A20/CB/2 - A25/CB/2	
Description	- 1 way Terminal Box
Dimension	- 20mm/ 25mm
Qty/Ctn	- 100pcs



AL00257

Model: A20/CB/3 - A25/CB/3	
Description	- 2 way Through Box
Dimension	- 20mm/ 25mm
Qty/Ctn	- 100pcs



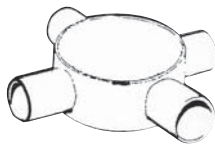
AL00258

Model: A20/CB/4 - A25/CB/4	
Description	- 2 way Angle Box
Dimension	- 20mm/ 25mm
Qty/Ctn	- 100pcs



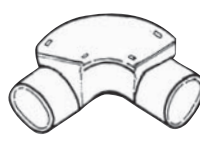
AL00259

Model: A20/CB/5 - A25/CB/5	
Description	- 3 way Tee Box
Dimension	- 20mm/ 25mm
Qty/Ctn	- 100pcs



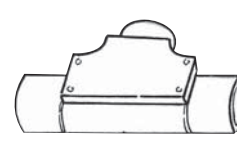
AL00260

Model: A20/CB/6 - A25/CB/6	
Description	- 4 way Intersection Box
Dimension	- 20mm/ 25mm
Qty/Ctn	- 100pcs



AL00261

Model: AIE/20 - AIE/25	
Description	- Inspection Elbow
Dimension	- 20mm/ 25mm
Qty/Ctn	- 100pcs



AL00262

Model: AIT/20 - AIT/25	
Description	- Inspection Tee
Dimension	- 20mm/ 25mm
Qty/Ctn	- 100pcs

Conduit Accessories




AL00263

PVC Socket			
Code	Model	Dimension	Qty./CTN
AL00263	ESC/20	20mm	1000pcs
AL00264	ESC/25	25mm	1000pcs
AL00265	ESC/32	32mm	1000pcs



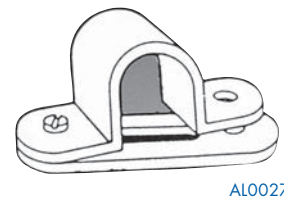
AL00267

PVC Female Adaptor			
Code	Model	Dimension	Qty.
AL00267	AFA/20	20mm	1000pcs
AL00268	AFA/25	25mm	1000pcs
AL00269	AFA/32	32mm	1000pcs



AL00270

PVC Male Adaptor			
Code	Model	Dimension	Qty
AL00270	MA/20	20mm	1000pcs
AL00271	MA/25	25mm	1000pcs



AL00272

PVC Bar Full Saddle			
Code	Model	Dimension	Qty
AL00272	BS/20	20mm	1000pcs
AL00273	BS/25	25mm	1000pcs

Allinton Engineering & Trading Pte Ltd

Head Office: Block 803, King George's Avenue #01-234 Singapore 200803. Tel: 6296 0679 (10 lines) 6292 7728 Fax: 6297 0024

Branch Office: 21 Tuas Basin Link Singapore 638782 Tel: 6265 1888 (10 lines) Fax: 6265 5623

Web-site: <http://www.allinton.com.sg> E-mail: allinton@singnet.com.sg


ELECTRICAL PRODUCTS

E97527 For all size

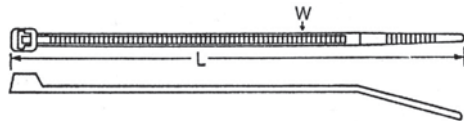
Cable Tie

Material Specification:

- Natural nylon: KSS standard cable ties made from U.L. approved nylon 6/6. Normal service temperature range: -40°C to 85°C. Flammability rating: UL 94V-2
- Black nylon: (Material and temperature as above). For your order please add "B" to standard item no. i.e. CV-075B
- Weather resistant nylon (ULTRA VIOLET): Carbonate "A" was added for greater resistance to ultra violet light in outdoor application. For your order, please add "W" to standard item no. i.e. CV-075W
- Heat stabilized nylon: Service temp. 135°C
- Specification: Made to comply with mil-spec drawing no. MS-3367 tensile strength meet or exceed MILS-23190D standard.



AL00274



Model No.	Length		Width		Max. Bundle Dia.		Min Tensile Strength	
	mm	inch	mm	mm	mm	mm	lbs (Kgs)	
AL00274	75	3"	2.4	18				
AL00275	96	3 3/4"	2.5	23				
AL00276	100	4"	2.5	25				
AL00277	120	4 3/4"	2.5	30			18 [8]	Miniature
AL00278	142	5 1/2"	2.5	35				
AL00279	165	6 1/2"	2.5	44				
AL00280	203	8"	2.5	55				
AL00281	120	4 3/4"	3.2	30				
AL00282	142	5 1/2"	3.2	35				
AL00283	150	6"	3.6	39				
AL00284	203	8"	3.2	55				
AL00285	203	8"	3.6	55				
AL00286	250	10"	3.6	74			40 [18]	Intermediate
AL00287	265	10 1/2"	3.6	78				
AL00288	292	11 1/2"	3.6	85				
AL00289	331	13"	3.6	96				
AL00300	368	14 1/2"	3.6	102				
AL00301	120	4 3/4"	4.8	30				
AL00302	160	6 1/4"	4.8	42				
AL00303	180	7"	4.0	49				
AL00304	190	7 1/2"	4.8	52				
AL00305	203	8"	4.6	55				
AL00306	250	10"	4.8	74				
AL00307	280	11"	4.8	81			50 [22]	Standard
AL00308	310	12"	4.8	89				
AL00309	368	14 1/2"	4.8	102				
AL00310	385	15"	4.8	116				
AL00311	432	17"	4.8	125				
AL00312	450	17 3/4"	4.8	130				
AL00313	203	8"	7.6	55				
AL00314	240	9 3/16"	7.6	66				
AL00315	280	11"	7.6	78				
AL00316	300	11 3/8"	7.6	88			120 [55]	Heavy Duty
AL00317	340	13 1/2"	7.6	99				
AL00318	380	15"	7.6	110				

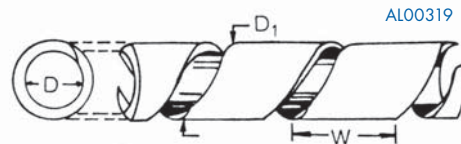
Spiral Wrapping Band

- Material: Made from P.E. material. Excellent in insulation and binding strength.
- Colour: Standard in natural. Black in natural. Colours available upon request.
- Description:
 - Flexible construction enables bands to follow wire ways easily.
 - Durable, reusable with retained spiral strength.
 - Fix ends if band with KSS cable ties and spiral wire bundles in clockwise direction to complete works.
 - Expand spiral range almost without limit.

Unit: mm

Model	Item No.	D	D1	W	Wrapping Range (mm Ø)	Packing
AL00319	KS-3	1.5	3	4.0	15/18	10M per plastic bag
AL00320	KS-6	4	6	7.0	10-50	
AL00321	KS-8	6	8	10.8	15-60	
AL00322	KS-10	7.5	10	11.4	20-60	
AL00323	KS-12	9	12	13.9	20-65	
AL00324	KS-15	10	15	15.0	20-70	
AL00325	KS-19	15	19	18.2	25-100	
AL00326	KS-24	20	24	19.6	30-130	

Screw Size



AL00319

An economical way of cable binding. Easily applied to electric harness cables and wire bundles. Cut-to-fit versatility in convenient roll-form.

Line Taps



Pack	Cat Nos.	Strip of 10 separable line taps	
		With feet	Width (mm)
20/100	340 00	2 x 6	15
10/150	340 01	2 x 10	19.5
10/100	340 02	2 x 16	21
10/100	340 03	2 x 25	21.5
10/50	340 04	2 x 35	25

Non-shear line
Hexagonal head

Model		Without feet	Capacity per tap (mm ²)	Width of slot (max. cable Ø in mm)	Overall Height (mm)	Fixing centres (mm)	Torque (m/kg)
AL00327	20/1000	340 30	2 x 6	3.3	27		0.40
AL00328	20/1000	340 31	2 x 10	4.5	37		0.40
AL00329	20/400	340 32	2 x 16	5.8	41		0.50
AL00330	20/400	340 33	2 x 35	7.4	49		0.70
AL00331	10/200	340 34	2 x 50	9.5	59		1.20
AL00332	20/400	340 42	2 x 18	5.8	41	37	0.50
AL00333	20/200	340 43	2 x 30	7.4	49	37	0.50
AL00334	10/100	340 44	2 x 50	9.5	59	44	1.20
AL00335	10/100	340 45	2 x 75	11.7	71	62	1.50

Allinton Engineering & Trading Pte Ltd

Head Office: Block 803, King George's Avenue #01-234 Singapore 200803. Tel: 6296 0679 (10 lines) 6292 7728 Fax: 6297 0024

Branch Office: 21 Tuas Basin Link Singapore 638782 Tel: 6265 1888 (10 lines) Fax: 6265 5623

Web-site: <http://www.allinton.com.sg> E-mail: allinton@singnet.com.sg

ELECTRICAL PRODUCTS

Colson™ Cable Ties



319 16
AL00336

Ultra-Violet (U.V.) resistant cable ties External teeth Black polyamide 12

Model	Pack	Cat Nos.	Width (mm)	Flat Length (mm)	Max. Ø grip capacity (mm)	Max. Ø grip capacity (mm)	Weight (g)
AL00336	100/1000	319 10	9	123	22	4	1.7
AL00337	100/1000	319 13	9	185	42	10	2.6
AL00338	100/1000	319 16	9	262	62	26	4.4
AL00339	100/1000	319 20	9	357	92	26	5.8
AL00340	100/500	319 21	9	123	140	74	10.3
AL00341	100	319 22	9	185	220	74	15.8
AL00342	100	319 25	6	119	25	4	1.1
AL00343	100/1000	319 25	6	180	45	10	1.7
AL00344	100	319 02 Cable ties with base (Ø 15 to 30mm)					

Colson™ Tool



319 96
AL00345

P 46 tool For Colring ties, max. width 4.6mm

Direct adjustment of clamping tension by using the milled screw at the base of the handle.
After clamping, a blade automatically cuts the surplus length close to the heading without leaving a burr.

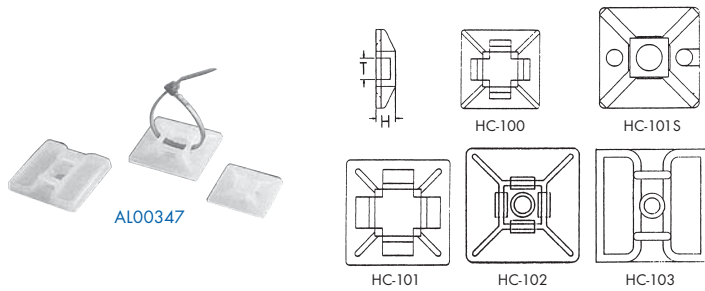


320 88
AL00346

Pack	Cat No.	Description
1/10	319 96	Beige Rilsan finish Facilities tightening and trimming of Colson and Col 6 cable ties

Pack	Cat No.	Description
1	319 96	P 46 tool for coble ties max. width 4.6mm

Self-Adhesive Tie Mounts



AL00347

- Material: UL approved NYLON 66, 94V-2 (Backed with adhesive tape)
- SELF-ADHESIVE TIE MOUNTS is designed to support light weight wire bundles when properly applied on any clean, smooth, grease-free surface. For heavy support. Mounting hole is provided for screws.
- To apply, simply peel off backing paper and apply mount to surface. After that, cable ties can be inserted to secure wire bundles.
- Black colour available

Unit: mm

Model	Item No.	L	W	H Without Tape	Mounting Hole	T	Packing
AL00347	*HC-100	12.5	12.5	3.2	-	3.2	100 pcs
AL00348	*HC-101S	19	19	3.9	3.2	4.5	
AL00349	HC-101	21	21	3.5	-	4.7	
AL00350	HC-102	28	28	4	5.0	5.0	
AL00351	HC-103	28	28	4	5.0	5.0	
AL00351	HC-103	28	28	4	5.0	5.0	

*New Size

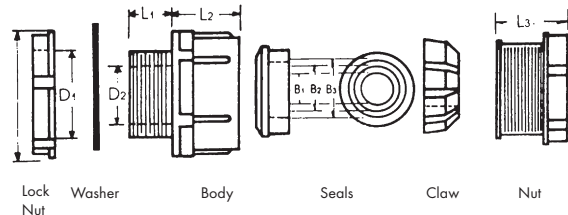
Nylon Cable Gland



- Material: UL APPROVED NYLON 66, 94V-2 (Black)
- Well designed for insulation; waterproof and impact resistant.
- Used extensively for protection and fixation of cables in control panel and apparatus.
- Application:
 1. Mount body to pre-drilled panel hole and fix it with locking nut.
 2. Insert cables through body and then seals consequently. Finally, press them together with press nut to hold cable in position.

Unit: mm

Model	Item No.	D1	Pitch	D2	B1	B2	B3	L1	L2	L3	Cable Range	Packing
AL00352	PG-16	16		10.5		7	10	12	17	16.5	5~10	50pcs
AL00353	PG-20	20		13.7		9	13	13	19	19.5	6~13	
AL00354	PG-25	25		18.5		11	17	13	22	21	10~18	
AL00355	PG-32	32	1.5	25		15	20	15	24.5	24.5	16~22	25pcs
AL00356	PG-40	40		32	22	27	31	21	26.5	27.5	20~27	10pcs
AL00357	PG-50	50		41.5	32	36	41	23	30	31	30~41	
AL00358	PG-63	63		53.2	43	43	51	25	33	33	40~53	



Lock Nut Washer Body Seals Claw Nut

Allinton Engineering & Trading Pte Ltd

Head Office: Block 803, King George's Avenue #01-234 Singapore 200803. Tel: 6296 0679 (10 lines) 6292 7728 Fax: 6297 0024

Branch Office: 21 Tuas Basin Link Singapore 638782 Tel: 6265 1888 (10 lines) Fax: 6265 5623

Web-site: <http://www.allinton.com.sg> E-mail: allinton@singnet.com.sg